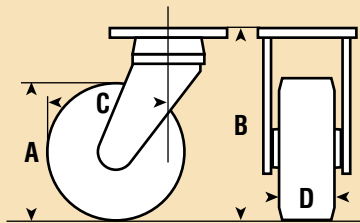
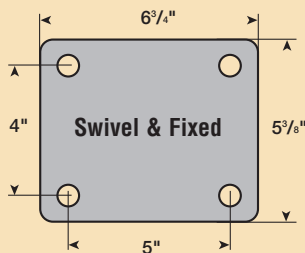


X SERIES

Revvo X Series casters are designed to withstand the severe conditions of power towing up to 12 mph. The swivel head is fitted with sealed taper roller bearings for greater durability. Precision ball bearing wheels are recommended as a minimum requirement, and taper roller bearings for heavier loads. X Series casters are available in three wheel sizes (8", 10" & 12") with load capacities ranging from 550 to 6,050 lbs. Both swivel (TSX) and fixed (TFX) models are fitted with rectangular top plates.



Standard Top Plates



TSX swivel top plates are 14mm thick; TFX fixed top plates are 1/2" thick. Both have fixing holes to suit 5/8" diameter bolts.



X Series casters are designed and built for use under heavy loading, poor floor conditions and shock loading



A = Wheel Diameter B = Overall Height C = Swivel Radius D = Tread Width

X SERIES

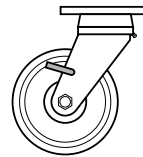
A	B	C	D	Speed	Load Capacity	Bearing Type	Wheel Type	Swivel Part #	Fixed Part #
8"	11"	6-15/16"	3"	3.5	4000	Taper Roller	Revvothane	TSX 200 PTTT	TFX 200 PTTT
				6.0	3350				
				10.0	2700				
				12.0	2000				
10"	13"	7-15/16"	3"	3.5	5500	Taper Roller	Revvothane	TSX 250 PTTT	TFX 250 PTTT
				6.0	4700				
				10.0	3800				
				12.0	2700				
12"	15"	9-7/8"	3"	3.5	6050	Taper Roller	Revvothane	TSX 300 PTTT	TFX 300 PTTT
				6.0	5100				
				10.0	4200				
				12.0	3000				

Note: Load Capacity ratings based on corresponding towing speed (in mph).

Options & Accessories

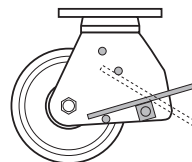
Wheel Lock (W)

- For swivel casters only
- A simple hand-operated parking lock
- To order, add suffix **W** to Swivel Part #



Foot Brake (B)

- Available for swivel casters only
- Foot-operated pedal locks wheel
- To order, add suffix **B** to Swivel Part #



Directional Lock (D)

- For swivel casters only
- A four-station plunger lock converts swivel casters into fixed casters for straight line travel
- To order, add suffix **D** to Swivel Part #

