

RH SERIES

Kingpinless Fabricated Steel

Revvo RH Series casters feature extra offset for greater maneuverability. They are available in two wheel sizes (6" & 8") with load capacities of 900 and 990 lbs. respectively. Ideal for power towing (to 4 mph) RH Series casters are fitted with a special 80° shore A, 34mm-thick polyurethane wheel. (To reduce noise in power towing applications, other wheels



RH Series



MH Series

A = Wheel Diameter B = Overall Height C = Swivel Radius D = Tread Width

RH SERIES - Extra Offset

A	B	C	D	Load Capacity	Bearing	Wheel	Swivel Part #	Fixed Part #
6"	8"	5-1/2"	1-1/2"	900	Precision Ball	Polyurethane	RSH 150 PT25	RFH 150 PT25
8"	10"	7-1/4"	1-1/2"	990	Precision Ball	Polyurethane	RSH 200 PT25	RFH 200 PT25

A = Wheel Diameter B = Overall Height C = Swivel Radius D = Tread Width

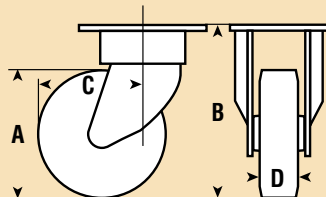
MH SERIES - Heavy-Gauge Side Plate

A	B	C	D	Load Capacity	Bearing	Wheel	Swivel Part #	Fixed Part #
8"	10"	6-1/2"	1-3/4"	2420	Precision Ball	Revvothane	MSH 200 PT2H	MFH 200 PT2H
8"	10"	6-1/2"	2-1/4"	2860	Precision Ball	Revvothane	MSH 200 PT2A	MFH 200 PT2A

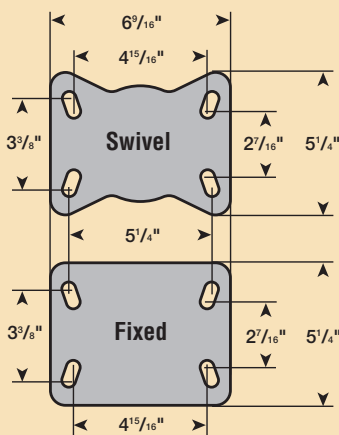
MH SERIES

Kingpinless Fabricated Steel

Revvo MH Series casters feature 5/16" thick braced forks to withstand heavy side impact under power towing conditions (to 4 mph). They are available in one wheel size (8") with load capacities of 2,420 or 2,860 lbs. depending on wheel tread width.

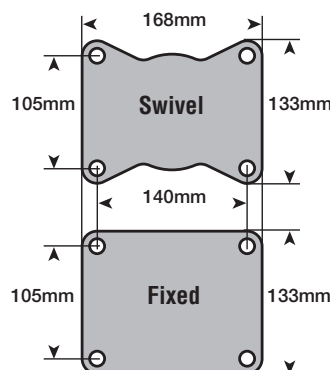


Standard Top Plates



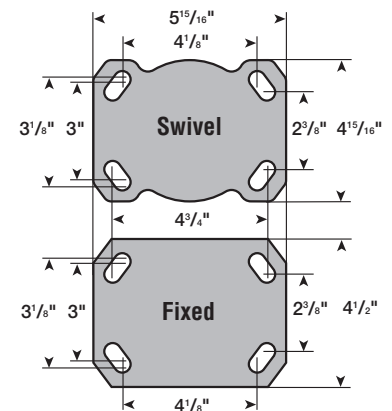
RSH & MSH swivel top plates are 9/32" thick and have fixing holes to suit 1/2" diameter bolts.
RFH & MFH fixed top plates are 1/4" thick and have fixing holes to suit 1/2" diameter bolts.

Metric T05 Top Plates



T05 top plates have fixing holes to suit 12mm diameter bolts.
To order, add suffix **T05** to Swivel or Fixed Part #

Alternative ISO Top Plates



- Decreases overall height by 1/8"
- Use 1/2" diameter bolts when fitting at 4-3/4" x 2-3/8" hole centers.
- Use 3/8" diameter bolts when fitting at 4-1/8" x 3" hole centers.
- To order, add suffix **ISO** to Swivel or Fixed Part #

Options & Accessories

Directional Lock (D)

- For swivel casters only
- A four-station plunger lock converts swivel casters into fixed casters for straight line travel
- To order, add suffix **D** to Swivel Part #

