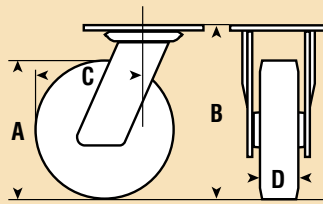


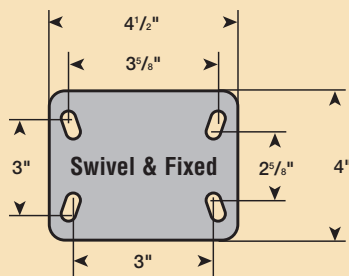
G SERIES

Fabricated Steel

Designed to bridge the gap between pressed-steel casters and the more robust fabricated range, Revvo G Series casters are available in four wheel sizes (4", 5", 6" & 8") with load capacities ranging from 200 to 1,200 lbs. Both swivel (TSG) and fixed (TFG) models are fitted with rectangular top plates.

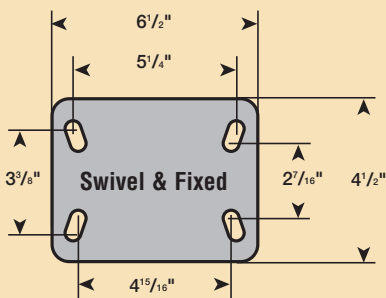


Standard Top Plate



TSG/TFG top plates are 1/4" thick and have fixing holes to suit 3/8" diameter bolts.

Large Top Plate



Alternative top plates are 1/4" thick and have fixing holes to suit 3/8" diameter bolts. To order, contact factory.



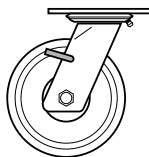
A = Wheel Diameter B = Overall Height C = Swivel Radius D = Tread Width

G SERIES									
A	B	C	D	Load Capacity	Bearing	Wheel	Swivel Part #	Fixed Part #	
4"	5-9/16"	3-1/2"	1-1/2"	330	Roller	Rubber Tire	TSG 100 RU1H	TFG 100 RU1H	
4"	5-9/16"	3-1/2"	1-1/2"	750	Roller	Revvothane	TSG 100 PT1H	TFG 100 PT1H	
4"	5-9/16"	3-1/2"	1-3/4"	700	Roller	Cast Iron	TSG 100 CI1H	TFG 100 CI1H	
4"	5-9/16"	3-1/2"	2"	700	Roller	Phenolic	TSG 100 RP1G	TFG 100 RP1G	
4"	5-9/16"	3-1/2"	2"	590	Roller	Polyurethane	TSG 100 PU1G	TFG 100 PU1G	
4"	5-9/16"	3-1/2"	2"	450	Roller	Polypropylene	TSG 100 PL1G	TFG 100 PL1G	
4"	5-9/16"	3-1/2"	2"	200	Roller	Rubber Mold On	TSG 100 RT1G	TFG 100 RT1G	
5"	6-1/2"	4-1/4"	1-9/16"	370	Roller	Rubber Tire	TSG 125 RU1H	TFG 125 RU1H	
5"	6-1/2"	4-1/4"	1-1/2"	935	Roller	Revvothane	TSG 125 PT1H	TFG 125 PT1H	
5"	6-1/2"	4-1/4"	1-3/4"	990	Roller	Cast Iron	TSG 125 CI1H	TFG 125 CI1H	
5"	6-1/2"	4-1/4"	2"	900	Roller	Phenolic	TSG 125 RP1G	TFG 125 RP1G	
5"	6-1/2"	4-1/4"	2"	1000	Roller	Polyurethane	TSG 125 PU1G	TFG 125 PU1G	
5"	6-1/2"	4-1/4"	2"	650	Roller	Polypropylene	TSG 125 PL1G	TFG 125 PL1G	
5"	6-1/2"	4-1/4"	2"	350	Roller	Rubber Mold On	TSG 125 RT1G	TFG 125 RT1G	
6"	7-1/4"	5"	1-9/16"	1100	Roller	Nylon	TSG 150 NY15	TFG 150 NY15	
6"	7-1/4"	5"	1-3/4"	810	Roller	Rubber Tire	TSG 150 RU15	TFG 150 RU15	
6"	7-1/4"	5"	1-1/2"	1200	Roller	Revvothane	TSG 150 PT15	TFG 150 PT15	
6"	7-1/4"	5"	1-3/4"	1200	Roller	Cast Iron	TSG 150 CI15	TFG 150 CI15	
6"	7-1/4"	5"	2"	1200	Roller	Phenolic	TSG 150 RP1G	TFG 150 RP1G	
6"	7-1/4"	5"	2"	1200	Roller	Polyurethane	TSG 150 PU1G	TFG 150 PU1G	
6"	7-1/4"	5"	2"	750	Roller	Polypropylene	TSG 150 PL1G	TFG 150 PL1G	
6"	7-1/4"	5"	2"	500	Roller	Rubber Mold On	TSG 150 RT1G	TFG 150 RT1G	
8"	9-1/2"	6-1/8"	2"	1100	Roller	Nylon	TSG 200 NY15	TFG 200 NY15	
8"	9-1/2"	6-1/8"	2"	1200	Roller	Rubber Tire	TSG 200 RU15	TFG 200 RU15	
8"	9-1/2"	6-1/8"	1-3/4"	1200	Roller	Revvothane	TSG 200 PT15	TFG 200 PT15	
8"	9-1/2"	6-1/8"	1-3/4"	1200	Roller	Cast Iron	TSG 200 CI15	TFG 200 CI15	
8"	9-1/2"	6-1/8"	2"	1200	Roller	Phenolic	TSG 200 RP1G	TFG 200 RP1G	
8"	9-1/2"	6-1/8"	1-3/4"	1200	Roller	Polyurethane	TSG 200 PU1G	TFG 200 PU1G	
8"	9-1/2"	6-1/8"	2"	1000	Roller	Polypropylene	TSG 200 PL1G	TFG 200 PL1G	
8"	9-1/2"	6-1/8"	2"	1200	Roller	Rubber Mold On	TSG 200 RT1G	TFG 200 RT1G	

Options & Accessories

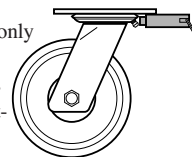
Wheel Lock (W)

- Available for swivel casters only
- A simple hand-operated parking lock
- To order, add suffix **W** to Swivel Part #
- Delrin® bearings available



Directional Lock (D)

- Available for swivel casters only
- A four-station plunger lock for converting swivel casters into fixed casters for straight-line travel
- To order, add suffix **D** to Swivel Part #



Foot-Operated Cam Brake (B)

- Foot-operated pedal locks wheel
- To order, add suffix **B** to Swivel Part #

