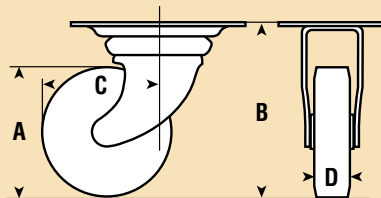


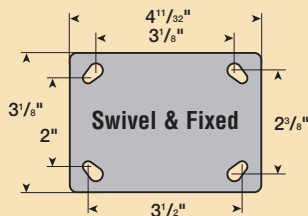
3 SERIES

Kingpinless Pressed Steel

Ideally suited for moving light loads over flat surfaces, Revvo 3 Series casters are available in four wheel sizes (2-1/2", 3", 4" & 5") with load capacities ranging from 65 to 275 lbs. Swivel and fixed models can be fitted with rectangular top plates (TS3/TF3) or bolt hole style frames

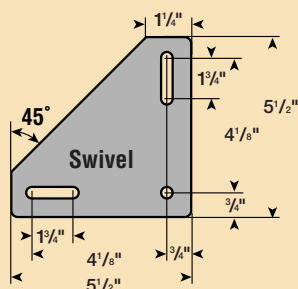


Standard Top Plate



TS3/TF3 top plates have fixing holes to suit 5/16" diameter bolts for the 3-1/8" x 2-3/8" plate, and 1/4" diameter bolts for the 3-1/2" x 2" plate.

Alternative T19 Top Plate



T19 top plates have fixing holes to suit 5/16" diameter bolts. To order, add suffix **T19** to Swivel Part #

A = Wheel Diameter B = Overall Height C = Swivel Radius D = Tread Width

3 SERIES				Top Plate				
A	B	C	D	Load Capacity	Bearing	Wheel	Swivel Part #	Fixed Part #
2-1/2"	3-11/16"	2-9/16"	1"	260	Plain	Nylon	TS3 063 NY03	TF3 063 NY03
2-1/2"	3-11/16"	2-9/16"	1"	65	Plain	Revolite	TS3 063 RL03	TF3 063 RL03
2-1/2"	3-11/16"	2-9/16"	1"	150	Plain	Rubber Tire	TS3 063 RU03	TF3 063 RU03
2-1/2"	3-11/16"	2-9/16"	1"	200	Plain	Revvothane	TS3 063 PT03	TF3 063 PT03
2-1/2"	3-11/16"	2-9/16"	1"	275	Plain	Cast Iron	TS3 063 CI03	TF3 063 CI03
3"	4-1/4"	2-13/16"	1"	275	Plain	Nylon	TS3 075 NY03	TF3 075 NY03
3"	4-1/4"	2-13/16"	1"	85	Plain	Revolite	TS3 075 RL03	TF3 075 RL03
3"	4-1/4"	2-13/16"	1"	275	Plain	Revvothane	TS3 075 PT03	TF3 075 PT03
3"	4-1/4"	2-13/16"	1"	150	Plain	Rubber Tire	TS3 075 RU03	TF3 075 RU03
3"	4-1/4"	2-13/16"	1"	275	Plain	Cast Iron	TS3 075 CI03	TF3 075 CI03
4"	5-3/16"	3-5/16"	1"	275	Plain	Nylon	TS3 100 NY03	TF3 100 NY03
4"	5-3/16"	3-5/16"	1"	110	Plain	Revolite	TS3 100 RL03	TF3 100 RL03
4"	5-3/16"	3-5/16"	1"	275	Plain	Revvothane	TS3 100 PT03	TF3 100 PT03
5"	6-3/16"	3-3/4"	1"	275	Plain	Nylon	TS3 125 NY03	
5"	6-3/16"	3-3/4"	1-1/8"	120	Plain	Revolite	TS3 125 RL03	

To order Bolt Hole casters: change the Part # reference T (for Top Plate) to B (for Bolt Hole). For example, BF3 063 NY03 is a 2-1/2" diameter bolt hole fixed caster with a nylon wheel and load capacity of 260 lbs. BS3/BF3 bolt hole frames have a mounting center hole of 1/2".

Options & Accessories

See Page 8 for complete specifications, availability and ordering information

Item	Availability	Order Ref.
Threadguards	Swivel & Fixed*	T
Head Seals	Swivel	S
Foot Brake	Swivel	B
Round Steel Plugs	Bolt Hole	RP
Expanding Steel Plugs	Bolt Hole	EP

* Available for all 3 Series casters except 2-1/2" model with Revvolite wheel



Top plate swivel style shown with nylon wheel and foot brake